

## Contents

OVERVIEW & HIGHLIGHTS .....	1
SECTOR/FUNCTION OVERVIEW .....	2
Sector Information.....	2
Class of 2019 Sectors Entered.....	2
Sector Interest:.....	2
OCCUPATION INFORMATION.....	4
Class of 2019 Occupations Entered.....	4
Occupation Interest: .....	4
SECTOR/ROLE INFORMATION .....	5
SALARY INFORMATION .....	6
Appendix: Sample Organizations and Roles of Class of 2019 .....	8
Consulting .....	8
Government .....	8
Higher Education.....	8
Media/Tech.....	8
Nonprofit.....	8
PreK12 .....	8

## OVERVIEW & HIGHLIGHTS

The graduate plans of the 2019 class are consistent with previous years' classes and demonstrate HGSE's ability to prepare students for roles and sectors that are growing and relevant to the field of education. According to the Bureau of Labor Statistics, employment is expected to grow by 8.4 million jobs to 169.4 million jobs over the 2018-28 decade, which is slightly slower than the 2008 to 2018 annual growth rate. The service providing sectors will grow slightly faster than the annual industry employment overall. These sectors include the social assistance and private educational services that will incur the fastest annual employment growth.

Many functions that HGSE students enter map to occupations with higher than average or steady growth according to BLS. Employment in nearly all major occupational groups is projected to increase from 2018 – 28. Included in the fastest growing groups are service, community and social service occupations.

In 2019, the Graduate School of Education students showed a slight increase in new offers and a slight decrease in those returning to their employers over the previous year. Other categories were consistent with the previous year. The student response rate was 87%. The total number of graduate students surveyed was 701.

Have accepted a new offer with a new employer	53%
Returning to a previous employer	9%

Waiting to a later date to seek a position	3%
Continuing graduate education	7%
Working on my own organization	3%
Doing freelance work	1%
Non-Active in a job search or education	7%
Seeking employment	5%
Non-Respondents	13%

## SECTOR/FUNCTION OVERVIEW

### Sector Information

Many sectors that impact the education sector show fast or steady growth through 2024, according to the Bureau of Labor Statistics. Educational services represent a large segment of where our students find employment. This sector is comprised of schools, colleges, universities, and training centers. In 2018, there was a slight increase from [2.0 in 2008 to 2.3 in 2018 in this sector](#). In 2019, students entered the media/technology sector at a higher rate. According to BLS, the information sector includes establishments engaged in producing and distributing information and cultural products or transmitting or distributing these products. In 2018, there was slight decrease from [2.0 in 2008 to 1.8 in 2018 in this sector](#).

### Class of 2019 Sectors Entered

Sector	Percent of Students
<b>PreK12 (schools and districts) *</b>	35%
<b>Nonprofit*</b>	22%
<b>Higher Education*</b>	19%
Media/Technology (nonprofit and profit) **	8%
Consulting (nonprofit and profit)	6%
Government	3%
Other	5%
Healthcare	2%

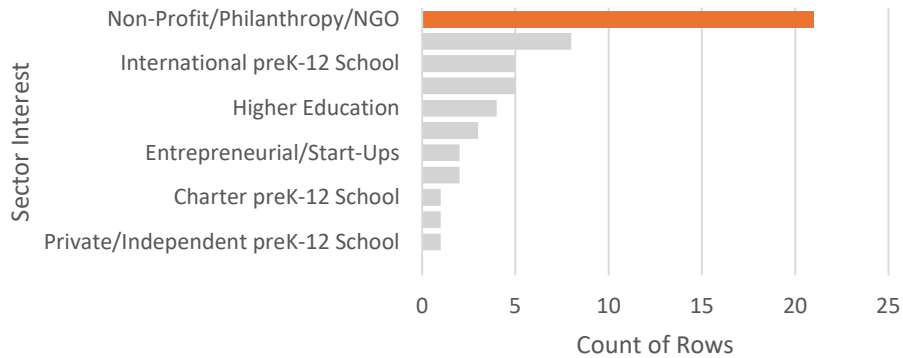
\* represents the educational service sector, as defined by BLS \*\*represents the information sector, as defined by BLS

### Sector Interest:

The sector students expressed interest correlated with the field they entered after graduation. The top three correlating sectors include nonprofit, higher education and charter schools.



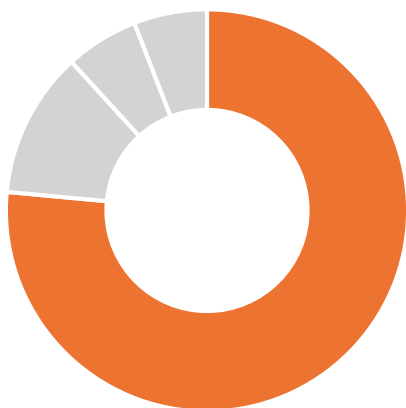
For 'Sector Entered: Non Profit', 'Sector Interest':  
**Non-Profit/Philanthropy/NGO** appears most often.



For 'Sector Interest: Higher Education', **Higher Education** accounts for the majority of 'Sector'.



For 'Sector Interest: Charter preK-12 School', **PreK12** accounts for the majority of 'Sector'.



## OCCUPATION INFORMATION

HGSE graduates have gained employment in occupations that will either grow rapidly or have a high number of job openings. These include:

- Teachers
  - Area, ethnic, and cultural studies
  - Art, drama and music
  - Business
  - Elementary, all
  - Secondary, all
  - Training/Development specialists
- Counseling
  - Clinical, counseling, and school psychologists
  - Child, family and school social workers
  - Education, guidance, school and vocational counselors
- Management
  - Education Administrators, all
- Research
  - Sociologists
  - Computer and information research scientists
  - Management analysts

### Class of 2019 Occupations Entered

Role	Percent of Students
Administration/Management	40%
Teaching/Training	28%
Analyst/Research	17%
Technology/Production	7%
Advising/Counseling	6%

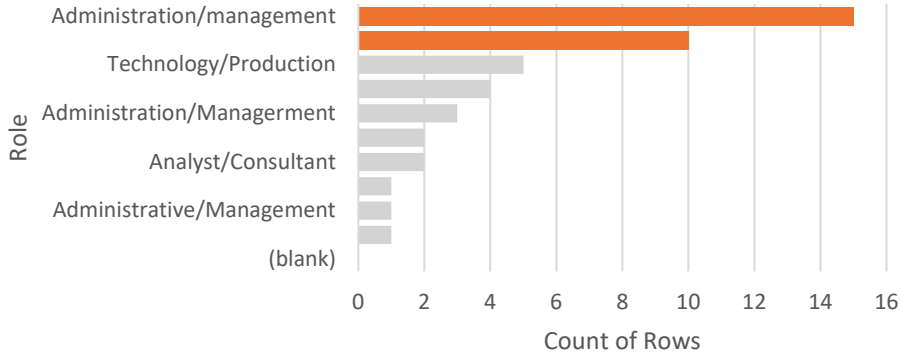
### Occupation Interest:

The occupations students expressed interest correlated with the role they entered after graduation. The top two correlating roles include are teacher with teacher/training, Consultant/Analyst with Administration/management and Analyst/Researcher, which reflects career levels found within the role of consultant analyst.

For 'Role Interest: Teacher', **Teaching/Training** accounts for the majority of 'Role'.



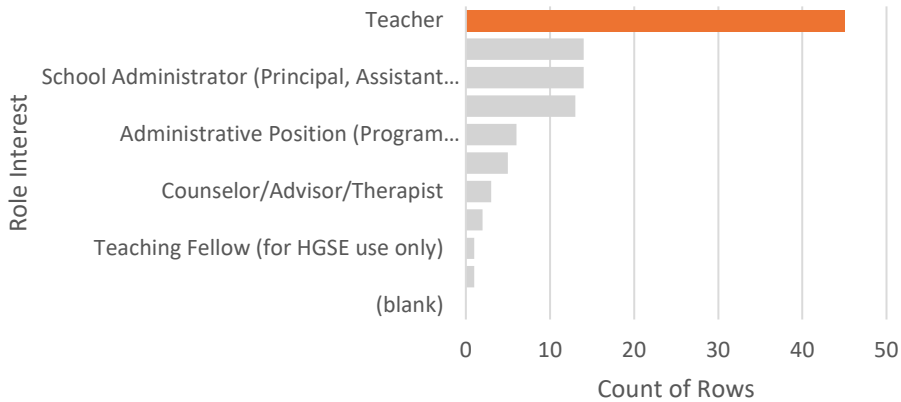
For 'Role Interest: Consultant/Analyst', 'Role':  
**Administration/management** and  
**Analyst/Researcher** appear most often.

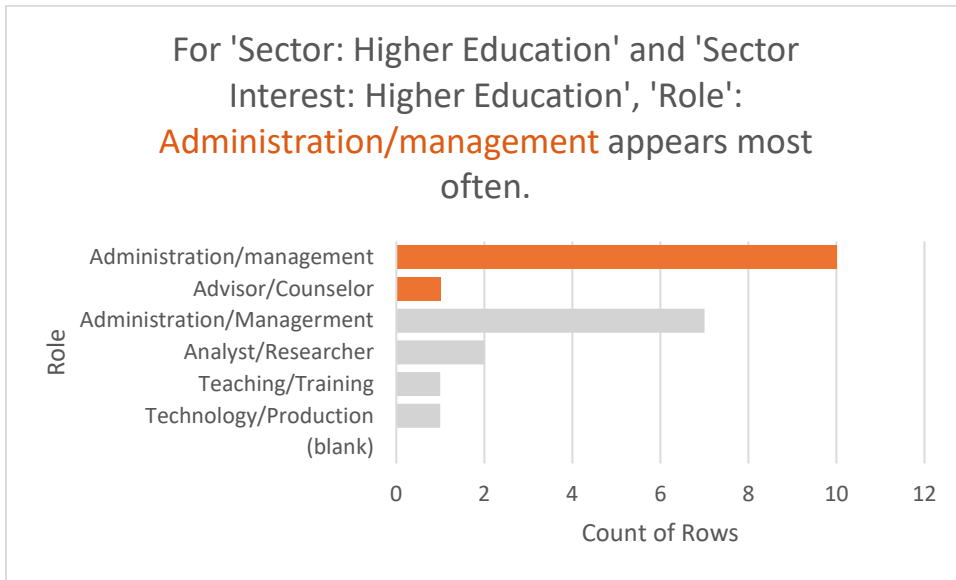


## SECTOR/ROLE INFORMATION

The top three sectors attracted a variety of roles.

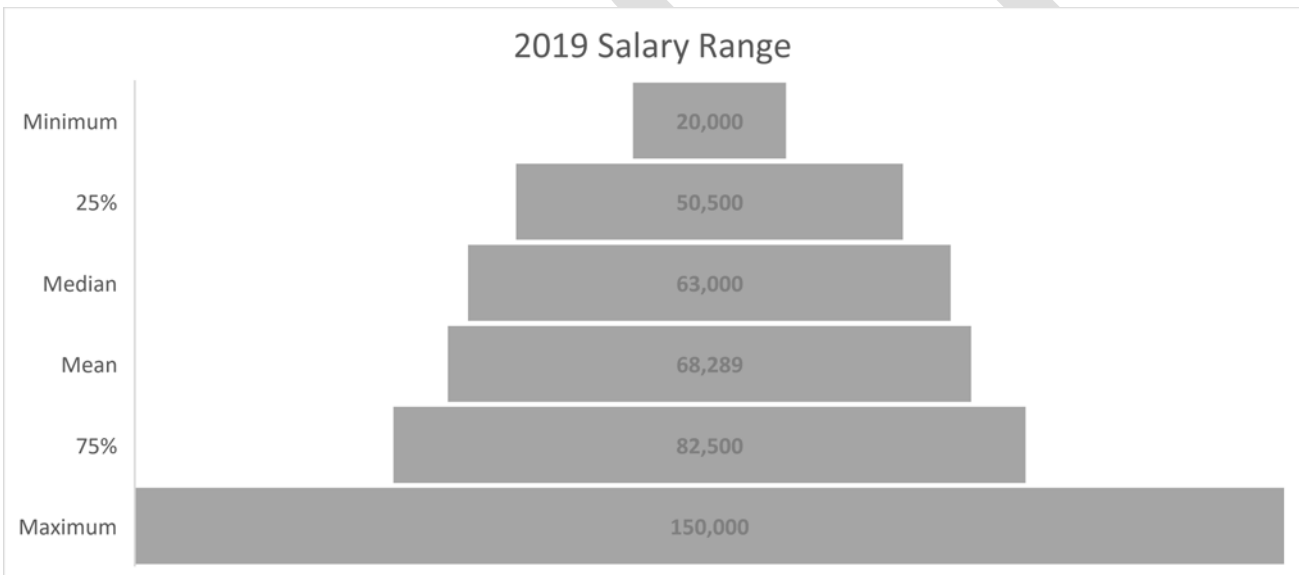
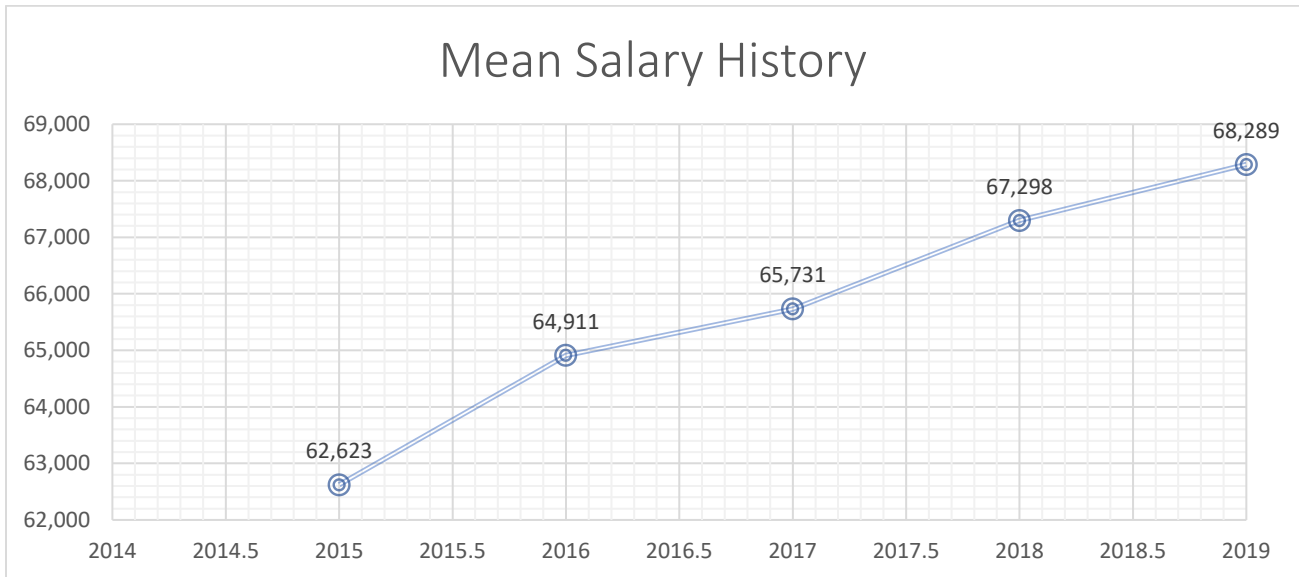
For 'Sector: PreK12', 'Role Interest': **Teacher**  
appears most often.





## SALARY INFORMATION

The data below represents information provided by 98 respondents reporting full time, US-based salary data. The mean full time, US-based salary was \$68,289 with salaries ranging from a low of \$20,000 to a high of \$150,000. HGSE average salaries are within normal ranges for candidates in the early career stage. Our 25-75 percentile range was \$50,500-\$82,500 *N.B.* – Salaries for positions outside of the U.S. as well as salaries of students starting their own organizations are not reflected. Some positions may include in-kind compensation such as room and board.



BLS average salaries across U.S. geographic regions and sectors for roles which many of our students enter:

- Social and Community Service Managers: Average salary: \$70,530
- Fundraisers: Average salary: \$59,930
- Survey Researchers-Average salary: \$60,700
- Management Analysts –Average salary: \$93,440
- Clinical, Counseling, and School Psychologists –Average salary: \$81,330
- Post-Secondary Education Administrators –Average salary: \$107,670\*includes Dean and Director level; most HGSE

graduates would start in the range of \$50,000-65,000.

- Training and Development Specialists –Average salary: \$64,700
- Education Administrators, Elementary and Secondary School: Average salary: \$97,440
- Counselors, Social Workers, and Other Community and Social Service Specialists: Average salary: \$48,060
- Public Relations Specialists: Average salary: \$67,990
- Social Science Research Assistants: Average salary: \$49,030
- Educational, Guidance, School, and Vocational Counselors: Average salary: \$58,620
- Instructional Coordinators/Curriculum Developer/Instructional Designer: Average salary: \$66,680
- Teachers, Elementary/Middle/Secondary School: Average salary: \$60,830-\$62,730
- Training and Development Managers –Average salary: \$117,690

DRAFT

## Appendix: Sample Organizations and Roles of Class of 2019

Consulting	Government	Higher Education	Media/Tech	Nonprofit	PreK12
Curriculum Associates	CO Department of Public Health & Environment	Arizona State University	Coursera	City Year	Achievement First



**HARVARD**  
**GRADUATE SCHOOL OF EDUCATION**

EdDirection	Department of Education & Training, Victoria	Columbia University	Fablevision	College Possible	Boston Public Schools
EdTrust	MA, Department of Elementary & Secondary Education	Elon University	Jack Rabbit Learning	Education Alliance	Cambridge Public Schools
Education Elements	U.S. Department of Education	Dartmouth College	Newsela	Global Women's Treaty	Chicago Public Schools
Entangled Solutions	U.S. House of Representatives	MIT	Pearson	The Institute of Fine Arts	KIPP
Issaacson, Miller & Associates	United Kingdom of Netherlands	Northeastern University	Zendesk	Partnership for Los Angeles Schools	Match Education

Administrative/Management	Advising/Counseling	Analyst/Researcher	Teaching/Training	Technology/Production
Manager of Strategic School Support	School Counselor	Research Assistant	English Teacher	Curriculum Designer
Regional Affairs Director	Community Advocate	UX Researcher	Ethics Teacher	Instructional Designer
Manager of Recruitment	School Adjustment Counselor	Client Research Analyst	Game Design Instructor	Digital Product Manager
Program Coordinator of Strategic Initiatives	Academic Advisor	Communication & Policy Analyst	Language Arts Instructor	Learning Experience Designer
Career Development Assistant	Case Worker	Consultant	Teaching Artist	Producer
Student Life Program Manager	Mental Health Specialist	Design Researcher	Science Teacher	Senior Software Engineer