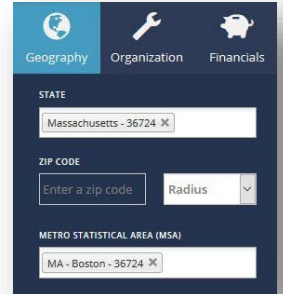


# Navigating Guidestar & LinkedIn to Find NP Organizations of Interest

## GUIDESTAR

1. Visit Guidestar, the National Nonprofit database (now Candid.org) here: <https://www-guidestar-org.ezp-prod1.hul.harvard.edu/search#orgStructure> to find organizations of interest.
  - Access through Hollis to get free premium version while you are a student
2. Identify your priorities (some combination of geographic preference, organizational mission and type of job, and financials)

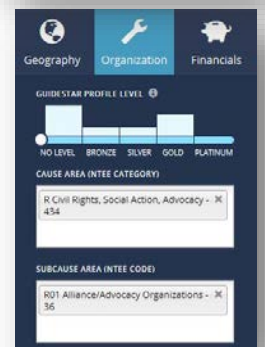
- **In the Geography Tab**, choose your preferred geographic area, if relevant



- **In the Organization Tab**, choose your preferred Cause Area (i.e., focus area) by the NTEE codes listed (A, B, etc.) and Subcause Area (i.e., type of work).

For reference:

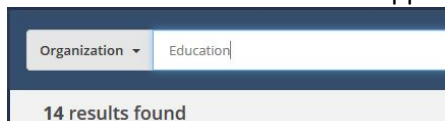
- The top 3 focus areas for HGSE students (according to CSO's surveys) are B: Educational Institutions (28%); S: Community Improvement & Capacity Building (25%); and R: Civil Rights and Social Action, Advocacy (18%)
- The top 3 types of work are 02: Management & Technical Assistance (31%), 05: Research Institutions (28%), and 01: Advocacy/Alliance (27%)



- **In the Financials Tab**, select \$1.5m+ in revenue and \$500k+ in total assets to start (you can modify from there)



3. Use the Search bar to further filter the opportunities.



4. Use this [Job Application Tracker](#) to keep track of your discoveries.

## LINKEDIN

1. Log onto the LinkedIn HGSE Alumni site: <https://www.linkedin.com/school/harvard-graduate-school-of-education/alumni/>
2. Filter alums:
  - By *Where they live*, *Where they work*, and *What they do*, and/or
  - By using the *Search* bar
3. Review profiles based on your filter criteria.
4. Record names of organizations, roles, etc. that are of interest to you in the [Job Application Tracker](#)